


# **RAMJET** **RJ-450** **4 Cubic Yard Capacity** **ON-SITE COMPACTOR**




## **Marathon's RamJet RJ-450 Offers Best Value**

**T**he RamJet **RJ-450** is excellent for distribution centers, warehouses, and general industrial use. The extra large 60" x 67 1/2" clear top opening accepts those large, bulky items with ease. Ruggedly built to meet the challenge, this unit packs a powerful 56,500 pounds of crushing force. And, the RJ-450 is built for performance and reliability as only Marathon, the solid waste industry's specialist in on-site compaction systems, can provide.

## **Industrial Grade Systems**

The **RJ-450** features industrial grade electrical and hydraulic systems that are UL Listed! This means trouble free operation and top performance year after year. Marathon's side-mounted power unit combines the convenience and ease-of-maintenance that comes with a remote power pack with the space savings and ease-of-installation of an integrated power pack.

## **Ram Guide System**



The packing ram is supported by specially formulated cast iron shoes which ride on replaceable wear strips. This exclusive design protects the charge box floor from the full force of the packing ram, extending its life and dramatically reducing compaction-robbing friction.



*Compactors can be fitted with custom hoppers, tread plates, hand & toe rails, security chutes, cart dumpers and other optional equipment.*

**Specifications:**

Charge Box Capacity  
 [Mfrs. Rating] .....4.0 cy .....3.06 m<sup>3</sup>  
 [WASTEC Rating] .....2.95 cy .....2.25 m<sup>3</sup>  
 Clear Top Opening .....67 1/2 L" X 60" W.....1715mm x 1524mm

**Performance Characteristics:**

Cycle Time .....50 s .....50 s  
 Total Normal Force .....48,100 lb .....214 kN  
 Total Maximum Force .....56,500 lb .....251 kN  
 Normal Ram Face Pressure .....23.9 psi .....165 kPa  
 Maximum Ram Face Pressure .....28.1 psi .....194 kPa  
 Ram Penetration .....13" .....330 mm

**Electrical Equipment:**

Electrical Motor 3/60-208/230/460 ...15 hp .....11.1 kW  
 Electrical Control Voltage .....120 VAC .....120 VAC  
 UL Labeled Panel Box: Type NEMA 3, All Circuits Fused  
 Standard Controls: Keylock Start/ Mushroom Stop/Reverse  
 Connected to 13' (3962mm) Sealtite

**Hydraulic Equipment:**

Hydraulic Pump Capacity .....18.5 gpm .....70 L/min.  
 Normal Pressure .....1700 psi .....117 bar  
 Maximum Pressure .....2000 psi .....138 bar  
 Hydraulic Cylinder - Bore .....6" .....152 mm  
 Hydraulic Cylinder - Rod .....4" .....102 mm

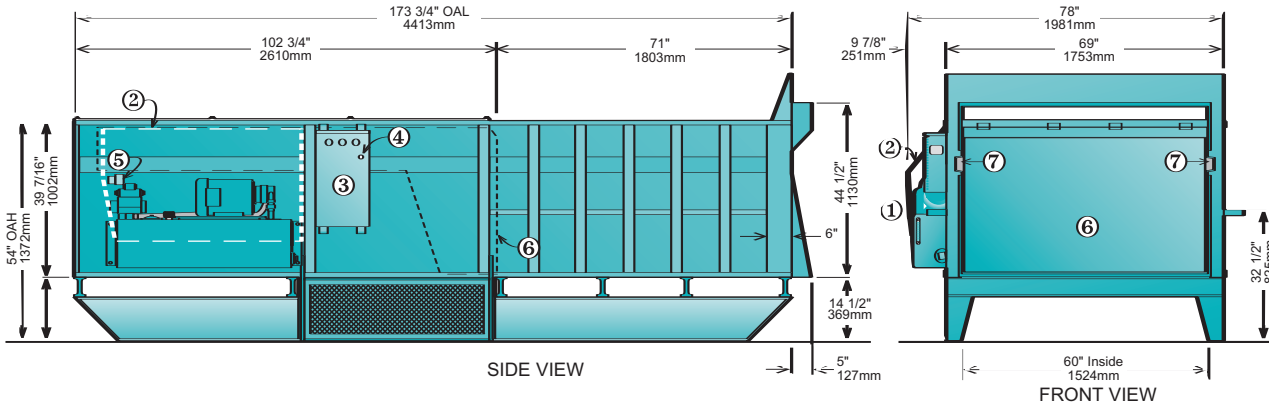
**Weight** .....8000 lbs. .....3629 kg

# RAMJET RJ-450

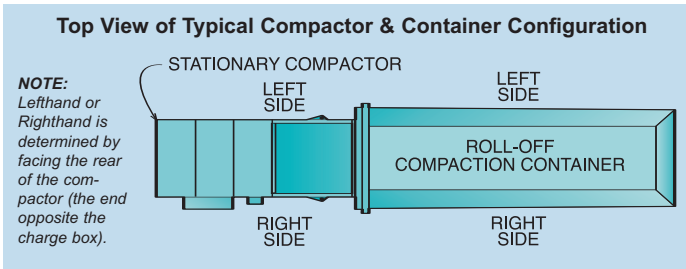


- ▼ **Side-Mounted Power Unit** for ease-of-maintenance – eliminates the need to go inside the compactor for servicing.
- ▼ **Limit Switch** and all other parts of the power unit are also attached to the outside of the compactor body.
- ▼ **Reset Button** for the Motor Starter is located on the outside.

- ▼ **Advanced, simplified control system** with 2 button operation. It is key-operated and fully automatic. The heavy duty push button controls are contained in a weatherproof NEMA 4 enclosure. Connected to the power pack with 13' of sealtite, the controls can be located for operator convenience.



- ① Side-Mount Power Unit
- ② Power Unit Weather Cover
- ③ Control Panel Box
- ④ Motor Starter Reset Button
- ⑤ Limit Switch
- ⑥ Ram
- ⑦ Ram Guide Shoes with Replaceable Wear Strips



**Authorized Distributor:**

**Concrete Pad Requirements**

6" (153mm) Thick Reinforced 3000 PSI Concrete, (4) 3/4" (20mm) Anchor Bolts (Min.)

**MARATHON EQUIPMENT COMPANY**

P.O. Box 1798 • Vernon, AL 35592-1798 USA • (205) 695-9105 fax (205) 695-7250 **1-800-633-8974**  
 130 Hwy. 339 • Yerington, NV 89447 USA • (775) 463-4030 fax (775) 463-4531 **1-800-624-5724**  
 1102 Industrial Park Rd. • Clearfield, PA 16830 USA • (814) 765-0200 fax (814) 765-2072 **1-800-922-7062**



Visit our web site: [www.MarathonEquipment.com](http://www.MarathonEquipment.com)

Pictures in this literature are illustrative only. Specifications are subject to change without notice in order to accommodate improvements to the equipment. Certified in compliance with ANSI Regulation Z245.2, all OSHA standards, and certified under WASTEC's Stationary Compactor Certification Program. Products must be used with safe practice and in accordance with said regulations and standards.

